

List Prices

CUSTOM SIZES

FINISHED OPENING SIZE	GLAZED B. CLEAR	GLAZED B. GOLD OR BRONZE	GLAZED CROSS-HATCH NICKEL	GLAZED BRUSHED NICKEL	KD B. CLEAR	KD B. GOLD OR BRONZE	KD CROSS-HATCH NICKEL	KD BRUSHED NICKEL	PRODUCT CODE	AVAILABLE STANDARD GLASS TYPES
Up to 24" X 72"	\$453.00	\$474.00	\$474.00	\$559.00	\$288.00	\$303.00	\$303.00	\$359.00	Z7H-2472 ^{*A}	CL
Up to 30" X 72"	566.00	592.00	592.00	699.00	297.00	314.00	314.00	372.00	Z7H-3072 ^{*A}	CL
Up to 36" X 72"	679.00	710.00	710.00	838.00	309.00	327.00	327.00	387.00	Z7H-3672 ^{*A}	CL
Up to 24" X 84"	528.00	553.00	553.00	653.00	309.00	329.00	329.00	389.00	Z7H-2484 ^{*A}	CL
Up to 30" X 84"	679.00	710.00	710.00	838.00	310.00	330.00	330.00	390.00	Z7H-3084 ^{*A}	CL
Up to 36" X 84"	791.00	828.00	828.00	978.00	324.00	344.00	344.00	407.00	Z7H-3684 ^{*A}	CL
Up to 24" X 96" ^B	794.00	821.00	821.00	969.00	344.00	367.00	367.00	433.00	Z7H-2496 ^{*A}	CL
Up to 30" X 96" ^B	981.00	1018.00	1018.00	1202.00	346.00	369.00	369.00	437.00	Z7H-3096 ^{*A}	CL
Up to 36" X 96" ^B	1095.00	1136.00	1136.00	1342.00	361.00	385.00	385.00	454.00	Z7H-3696 ^{*A}	CL

* = Specify Color: BC = Bright Clear BG = Bright Gold BN = Brushed Nickel CN = Cross-Hatch Nickel

^A = Specify Glass Type: CL = Clear KD = No Glass

^B = Maximum door height is 84", price includes transom


Standard available 3/8" glass as shown in "Available Standard Glass Types" column.

For other Specialty Glass types and prices, see Page 33.

Steam units with fixed transom or hinged transom add \$175.00 to "Custom Size" price.


#7000H Shower Doors

Not Shown In Catalog
Frameless Rotary Gear Hinge Door with 3/8" Glass and 6" Thru-Glass "C" Pull Handle without Header or Sill

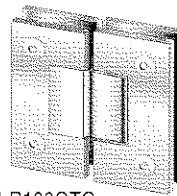


Heavy Plate Frameless Shower Enclosure Hardware

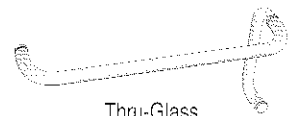
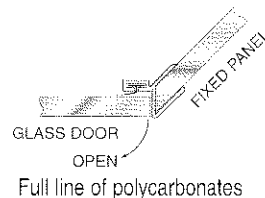
Complete line of Extrusions, Seals, Hinges, Wall Clips, Thru-Glass Tubular Towel Bars, Handles, Pulls and Knobs for 3/8" and 1/2" Heavy Plate Frameless Shower Enclosures




H-AGTW



H-R180GTG



Thru-Glass Tubular Towel Bar/Handle Combo - 3/4" and 1"



H-A135GTG



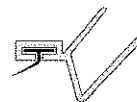
PHJ-38



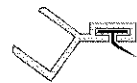
PLA-12



C-GTW



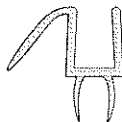
P135SJ-38



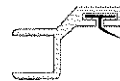
P135DJ-38



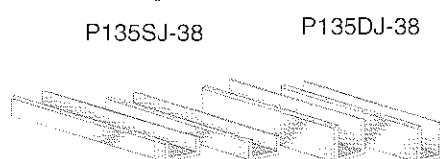
PSW-38



PDR-38



P180SJ-38



3/8" and 1/2" High and Low Profile U-Channel



VBS



Contractors Wardrobe®